



Swimming New Zealand



200m Breaststroke Wo... Final

2023 Apollo Projects NZ Age Group S...





























Points Swimmers Files Scoreboard





























Session 1 Wed 09:10 AM	Session 2 Wed 05:40 PM	Session 3 Thu 09:10 AM	Session 4 Thu LIVE	Session 5 Fri 09:10 AM	Session 6 Fri 05:40 PM	Session 7 Sat 09:10 AM	Session 8 Sat 05:40 PM
-----------------------------	-----------------------------	-----------------------------	--------------------------------	-----------------------------	-----------------------------	-----------------------------	-----------------------------

Session 4 Thursday 05:40 PM	
10	05:40 PM 200m Freestyle Men Final
103	06:01 PM 50m Freestyle Men Multi-C...
104	06:05 PM 50m Freestyle Women Mul...
11	06:09 PM 200m Breaststroke Men Fi...
12	06:33 PM 200m Breaststr... LIVE
13	07:20 PM 50m Freestyle Women Final
14	07:33 PM 50m Butterfly Men Final
105	07:45 PM 50m Butterfly Men Multi-C...
106	07:50 PM 50m Butterfly Women Mult...
15	07:54 PM 800m Freestyle Women Fi...
16	08:06 PM 4x100m Freestyle Men - 1...
160	08:20 PM 4x100m Freestyle Men 16 ...
17	08:33 PM 4x100m Freestyle Women ...
170	08:41 PM 4x100m Freestyle Women ...

11	200m Breaststroke Men Final	Official
<ul style="list-style-type: none"> Qualified Heats 		

Total						
Rank	Competitor	Age	Club	RT	FINA	Result
1	Kennard Ja...	17	United Swim...	+0.68		2:20.23 Entry: 2:24.88 (- 4.65)
	50m: 30.77		100m: 1:06.45 (35.68)			
	150m: 1:43.27 (36.82)		200m: 2:20.23 (36.96)			
2	Arrowsmith ...	16	United Swim...	+0.69		2:20.33 Entry: 2:29.95 (- 9.62)
	50m: 32.08		100m: 1:08.59 (36.51)			
	150m: 1:45.25 (36.66)		200m: 2:20.33 (35.08)			
3	Zhang Kevin	16	Roskill Swim...	+0.67		2:21.97 Entry: 2:30.25 (- 8.28)
	50m: 32.72		100m: 1:08.84 (36.12)			
	150m: 1:46.03 (37.19)		200m: 2:21.97 (35.94)			
4	Story Jacob	15	Mt Eden Swi...	+0.74		2:22.93 Entry: 2:30.19 (- 7.26)
	50m: 31.67		100m: 1:08.43 (36.76)			
	150m: 1:45.89 (37.46)		200m: 2:22.93 (37.04)			
5	Hughes Hara	17	Tawa Swim...	+0.64		2:23.11 Entry: 2:29.08 (- 5.97)
	50m: 31.23		100m: 1:07.68 (36.45)			
	150m: 1:44.57 (36.89)		200m: 2:23.11 (38.54)			
6	Callebaut D...	16	Aquabladz ...	+0.65		2:25.31 Entry: 2:34.17 (- 8.86)
	50m: 33.53		100m: 1:10.92 (37.39)			
	150m: 1:48.26 (37.34)		200m: 2:25.31 (37.05)			
7	Cowen Nich...	16	North Shore ...	+0.69		2:27.24 Entry: 2:30.20 (- 2.96)
	50m: 32.89		100m: 1:10.04 (37.15)			
	150m: 1:48.52 (38.48)		200m: 2:27.24 (38.72)			
8	Karpik Cam...	14	United Swim...	+0.67		2:29.41 Entry: 2:34.27 (- 4.86)
	50m: 33.41		100m: 1:11.64 (38.23)			
	150m: 1:50.68 (39.04)		200m: 2:29.41 (38.73)			
9	Ludlow Caleb	16	Alexandra S...	+0.72		2:29.78 Entry: 2:33.12 (- 3.34)
	50m: 33.30		100m: 1:11.54 (38.24)			
	150m: 1:49.78 (38.24)		200m: 2:29.78 (40.00)			
10	Gardiner Max	18	Wharenui Sw...	+0.69		2:29.92 Entry: 2:33.74 (- 3.82)
	50m: 32.45		100m: 1:09.34 (36.89)			
	150m: 1:49.06 (39.72)		200m: 2:29.92 (40.86)			
11	Markovich ...	14	Roskill Swim...	+0.62		2:30.11 Entry: 2:35.54 (- 5.43)
	50m: 33.45		100m: 1:11.65 (38.20)			

	150m: 1:51.14 (39.49)	200m: 2:30.11 (38.97)		
12	 Ding Bosco	15	United Swim... +0.66	2:30.41 Entry: 2:34.57 (- 4.16)
	50m: 33.50 150m: 1:50.59 (39.01)		100m: 1:11.58 (38.08) 200m: 2:30.41 (39.82)	
13	 Shin Joseph	15	 Phoenix Aqu... +0.60	2:30.61 Entry: 2:33.21 (- 2.60)
	50m: 33.23 150m: 1:50.35 (39.17)		100m: 1:11.18 (37.95) 200m: 2:30.61 (40.26)	
14	 O'Connor-Cl...	18	Pirates Swim... +0.73	2:33.13 Entry: 2:32.22 (+ 0.91)
	50m: 32.33 150m: 1:49.61 (39.54)		100m: 1:10.07 (37.74) 200m: 2:33.13 (43.52)	
15	 Lansdown ...	18	 Kiwi West A... +0.67	2:33.92 Entry: 2:33.44 (+ 0.48)
	50m: 33.74 150m: 1:52.84 (39.49)		100m: 1:13.35 (39.61) 200m: 2:33.92 (41.08)	
16	 Bao Elwin	14	 North Shore ... +0.66	2:34.44 Entry: 2:39.83 (- 5.39)
	50m: 36.13 150m: 1:53.88 (38.70)		100m: 1:15.18 (39.05) 200m: 2:34.44 (40.56)	
17	 Nai (V) Nath...	13	Australia +0.64	2:34.64 Entry: 2:41.72 (- 7.08)
	50m: 34.52 150m: 1:54.28 (39.95)		100m: 1:14.33 (39.81) 200m: 2:34.64 (40.36)	
18	 Nodanche (...	13	New Caledo... +0.70	2:34.92 Entry: 2:37.22 (- 2.30)
	50m: 35.32 150m: 1:55.93 (40.79)		100m: 1:15.14 (39.82) 200m: 2:34.92 (38.99)	
19	 English Finley	15	Swim Rotorua +0.77	2:35.16 Entry: 2:35.26 (- 0.10)
	50m: 33.56 150m: 1:54.25 (41.26)		100m: 1:12.99 (39.43) 200m: 2:35.16 (40.91)	
20	 Yoon Jethrow	13	 Phoenix Aqu... +0.60	2:35.24 Entry: 2:37.87 (- 2.63)
	50m: 34.89 150m: 1:55.25 (40.33)		100m: 1:14.92 (40.03) 200m: 2:35.24 (39.99)	
21	 Clayden Eml...	18	 Vikings Swi... +0.74	2:36.11 Entry: 2:40.05 (- 3.94)
	50m: 34.00 150m: 1:53.45 (40.71)		100m: 1:12.74 (38.74) 200m: 2:36.11 (42.66)	
22	 Park John	14	St Paul's Swi... +0.62	2:36.72 Entry: 2:41.64 (- 4.92)
	50m: 35.24 150m: 1:54.31 (40.81)		100m: 1:13.50 (38.26) 200m: 2:36.72 (42.41)	
23	 Wheeler Ryl...	14	 North Cante... +0.66	2:36.78 Entry: 2:46.79 (- 10.01)
	50m: 34.80 150m: 1:57.20 (41.83)		100m: 1:15.37 (40.57) 200m: 2:36.78 (39.58)	
24	 Blair Ethan	17	 North Cante... +0.70	2:37.77 Entry: 2:35.47 (+ 2.30)
	50m: 33.93 150m: 1:53.92 (41.17)		100m: 1:12.75 (38.82) 200m: 2:37.77 (43.85)	
25	 Eden Connor	18	 Nelson Sout... +0.73	2:37.82 Entry: 2:40.95 (- 3.13)
	50m: 35.75 150m: 1:56.86 (41.29)		100m: 1:15.57 (39.82) 200m: 2:37.82 (40.96)	
26	 Sun Danny	13	United Swim... +0.72	2:37.95 Entry: 2:40.62 (- 2.67)
	50m: 35.10 150m: 1:55.43 (40.49)		100m: 1:14.94 (39.84) 200m: 2:37.95 (42.52)	
27	 Els Jason	14	 Coast Swim... +0.66	2:38.49 Entry: 2:42.06 (- 3.57)
	50m: 34.57 150m: 1:56.88 (42.04)		100m: 1:14.84 (40.27) 200m: 2:38.49 (41.61)	
28	 Feng Bertil	14	 Murihiku Sw... +0.62	2:38.73 Entry: 2:41.45 (- 2.72)
	50m: 35.50 150m: 1:55.96 (40.90)		100m: 1:15.06 (39.56) 200m: 2:38.73 (42.77)	
29	 Luff Ry	16	Northwave S... +0.75	2:39.36 Entry: 2:41.93 (- 2.57)
	50m: 35.18 150m: 1:57.64 (41.50)		100m: 1:16.14 (40.96) 200m: 2:39.36 (41.72)	

30	 Zwenzner (...)	16	 Nga Tai Tuat...	+0.72	2:39.94 Entry: 2:38.08 (+ 1.86)
	50m: 35.57 150m: 1:58.76 (42.31)		100m: 1:16.45 (40.88) 200m: 2:39.94 (41.18)		
31	 Solodi Nico	16	 Aquagym S...	+0.58	2:40.09 Entry: 2:42.00 (- 1.91)
	50m: 35.50 150m: 1:59.16 (42.43)		100m: 1:16.73 (41.23) 200m: 2:40.09 (40.93)		
32	 Russell Cha...	15	 TBSS Centra...	+0.80	2:41.22 Entry: 2:43.91 (- 2.69)
	50m: 36.00 150m: 1:58.95 (42.16)		100m: 1:16.79 (40.79) 200m: 2:41.22 (42.27)		
33	 Courtier (V) ...	15	New Caledo...	+0.66	2:41.86 Entry: 2:43.09 (- 1.23)
	50m: 36.27 150m: 2:00.07 (42.03)		100m: 1:18.04 (41.77) 200m: 2:41.86 (41.79)		
34	 Reiher Joe	16	 Porirua City ...	+0.73	2:42.07 Entry: 2:42.38 (- 0.31)
	50m: 34.29 150m: 1:58.12 (43.24)		100m: 1:14.88 (40.59) 200m: 2:42.07 (43.95)		
35	 Kennedy Joe	17	 North Cante...	+0.68	2:42.20 Entry: 2:38.45 (+ 3.75)
	50m: 36.30 150m: 1:58.54 (41.41)		100m: 1:17.13 (40.83) 200m: 2:42.20 (43.66)		
36	 Verran Joel	17	 Tasman Swi...	+0.77	2:42.49 Entry: 2:41.08 (+ 1.41)
	50m: 35.20 150m: 1:59.24 (43.14)		100m: 1:16.10 (40.90) 200m: 2:42.49 (43.25)		
37	 Callebaut C...	14	 Aquabladz ...	+0.76	2:42.89 Entry: 2:47.12 (- 4.23)
	50m: 35.23 150m: 1:59.17 (42.82)		100m: 1:16.35 (41.12) 200m: 2:42.89 (43.72)		
38	 Doak Harris...	16	 Selwyn Swi...	+0.65	2:43.32 Entry: 2:43.02 (+ 0.30)
	50m: 35.23 150m: 1:59.35 (43.02)		100m: 1:16.33 (41.10) 200m: 2:43.32 (43.97)		
39	 Jin Owen	15	United Swim...	+0.75	2:44.06 Entry: 2:46.41 (- 2.35)
	50m: 35.75 150m: 2:00.68 (43.21)		100m: 1:17.47 (41.72) 200m: 2:44.06 (43.38)		
40	 Fischer Emil	15	Greymouth A...	+0.73	2:44.54 Entry: 2:46.53 (- 1.99)
	50m: 36.90 150m: 2:01.25 (42.77)		100m: 1:18.48 (41.58) 200m: 2:44.54 (43.29)		
41	 Horner Angus	15	Pirates Swim...	+0.71	2:45.03 Entry: 2:49.37 (- 4.34)
	50m: 37.30 150m: 2:01.75 (43.11)		100m: 1:18.64 (41.34) 200m: 2:45.03 (43.28)		
42	 Zhu Jack	14	United Swim...	+0.63	2:46.54 Entry: 2:44.36 (+ 2.18)
	50m: 34.73 150m: 2:01.31 (43.66)		100m: 1:17.65 (42.92) 200m: 2:46.54 (45.23)		
43	 Broadfoot D...	13	Pirates Swim...	+0.77	2:47.07 Entry: 2:48.04 (- 0.97)
	50m: 36.29 150m: 2:02.40 (44.21)		100m: 1:18.19 (41.90) 200m: 2:47.07 (44.67)		
44	 Yue Denver	15	 Phoenix Aqu...	+0.65	2:47.40 Entry: 2:49.22 (- 1.82)
	50m: 35.82 150m: 2:01.93 (44.00)		100m: 1:17.93 (42.11) 200m: 2:47.40 (45.47)		
45	 Candish Bla...	14	 Whanganui ...	+0.71	2:48.79 Entry: 2:50.25 (- 1.46)
	50m: 37.16 150m: 2:05.12 (45.20)		100m: 1:19.92 (42.76) 200m: 2:48.79 (43.67)		
46	 Choo Cleme...	13	 North Shore ...	+0.72	2:54.09 Entry: 2:57.04 (- 2.95)
	50m: 38.59 150m: 2:07.86 (45.22)		100m: 1:22.64 (44.05) 200m: 2:54.09 (46.23)		